



	0	0	0	0	0	0	0	0	0	0	0	0
II. Automatic Appropriations	0	0	0	0	0	0	0	0	0	0	0	0
Retirement and Life Insurance Premiums	01104102	0	0	0	0	0	0	0	0	0	0	0
Operations	0000030000000000	2,465,000.00	685,393.00	3,150,393.00	3,150,393.00	0	0	0	3,150,393.00	598,869.95	813,516.22	675,982.48
MFO 2: TECHNICAL EDUCATION AND SKILLS DEVELOPMENT SERVICES	0000030200000000	2,465,000.00	685,393.00	3,150,393.00	3,150,393.00	0	0	0	3,150,393.00	598,869.95	813,516.22	675,982.48
Promotion, Development and Implementation of Quality Technical Operation of the TESDA Regional and Provincial Offices, including Regional Technical Education & Skills Development Centers (RTESDCs) and Provincial Technical PS	265003020100002	2,465,000.00	685,393.00	3,150,393.00	3,150,393.00	0	0	0	3,150,393.00	598,869.95	813,516.22	675,982.48
Sub-Total, Automatic Appropriations	0	2,465,000.00	685,393.00	3,150,393.00	3,150,393.00	0	0	0	3,150,393.00	598,869.95	813,516.22	675,982.48
PS	0	2,465,000.00	685,393.00	3,150,393.00	3,150,393.00	0	0	0	3,150,393.00	598,869.95	813,516.22	675,982.48
MOOE	0	0	0	0	0	0	0	0	0	0	0	0
Fin Ex	0	0	0	0	0	0	0	0	0	0	0	0
CO	0	0	0	0	0	0	0	0	0	0	0	0
III. Special Purpose Fund	0	0	0	0	0	0	0	0	0	0	0	0
Contingent Fund	01101402	0	20,000,000.00	20,000,000.00	0	0	0	20,000,000.00	20,000,000.00	0	0	0
Contingent Fund	0000090400000000	0	20,000,000.00	20,000,000.00	0	0	0	20,000,000.00	20,000,000.00	0	0	0
Fund Subsidies for Contingencies	1030090401000000	0	20,000,000.00	20,000,000.00	0	0	0	20,000,000.00	20,000,000.00	0	0	0
CO	0	0	20,000,000.00	20,000,000.00	0	0	0	20,000,000.00	20,000,000.00	0	0	0
Pension and Gratuity Fund	01101407	0	3,683,587.00	3,683,587.00	3,683,587.00	0	0	0	3,683,587.00	0	1,275,897.00	470,142.00
Pension and Gratuity Fund	0000090800000000	0	3,683,587.00	3,683,587.00	3,683,587.00	0	0	0	3,683,587.00	0	1,275,897.00	470,142.00
For payment of retirement and terminal PS	2820090802000000	0	196,948.00	196,948.00	196,948.00	0	0	0	196,948.00	0	0	0
PS	0	0	196,948.00	196,948.00	196,948.00	0	0	0	196,948.00	0	0	0
For payment of monetization of leave	1030090804000000	0	3,486,639.00	3,486,639.00	3,486,639.00	0	0	0	3,486,639.00	0	1,275,897.00	470,142.00
PS	0	0	3,486,639.00	3,486,639.00	3,486,639.00	0	0	0	3,486,639.00	0	1,275,897.00	470,142.00
Sub-Total, SPF	0	0	23,683,587.00	23,683,587.00	3,683,587.00	0	0	20,000,000.00	23,683,587.00	0	1,275,897.00	470,142.00
PS	0	0	3,683,587.00	3,683,587.00	3,683,587.00	0	0	0	3,683,587.00	0	1,275,897.00	470,142.00
MOOE	0	0	0	0	0	0	0	0	0	0	0	0
Fin Ex	0	0	0	0	0	0	0	0	0	0	0	0
CO	0	0	20,000,000.00	20,000,000.00	0	0	0	20,000,000.00	20,000,000.00	0	0	0
	0	0	0	0	0	0	0	0	0	0	0	0
GRAND TOTAL	0	102,961,000.00	118,902,864.97	221,863,864.97	115,529,206.00	0	0	106,334,658.97	221,863,864.97	17,042,422.23	81,566,184.27	45,485,065.45
PS	0	29,427,000.00	17,421,805.85	46,848,805.85	41,995,206.00	1,525,000.00	0	3,328,599.85	46,848,805.85	7,645,458.47	13,523,493.38	8,291,472.45
MOOE	0	73,534,000.00	81,481,059.12	155,015,059.12	73,534,000.00	(1,525,000.00)	0	83,006,059.12	155,015,059.12	9,396,963.76	68,042,690.89	37,193,593.00
Fin Ex	0	0	0	0	0	0	0	0	0	0	0	0
CO	0	0	20,000,000.00	20,000,000.00	0	0	0	20,000,000.00	20,000,000.00	0	0	0

This report was generated using the Unified Reporting System on 01/03/2018 14:35


Prepared by:


 JUBITH ANNE A. BUHAT
 Budget Officer
 Date: 22/January/2018

Certified Correct:


 VANESSA JANE D. ACEVEDA
 OIC-FASD Chief
 Date: 22/January/2018

Approved by:


 CARLOS C. FLORES, CESO IV
 Regional Director
 Date: 22/January/2018

