

SUMMARY OF APPROPRIATIONS, ALLOTMENTS, OBLIGATIONS, DISBURSEMENTS AND BALANCES E
As of the Quarter Ending December 31, 2017

Department : Other Executive Offices
 Agency : Technical Education and Skills Development Authority
 Operating Unit : Regional Office - IVB
 Organization Code (UACS) : 260410300017
 Funding Source Code (as clustered) : 01 - Regular Agency Fund

Authorization: 01 - Current Year Appropriations
 Report Status: SUBMITTED

Particulars	UACS CODE	Appropriation					Allotments			Current Year Obliga		
		Authorized Appropriation	Adjustments (Transfer To/From Realignment)	Adjusted Appropriations	Allotments Received	Adjustments (Withdrawal, Realignment)	Transfer To	Transfer From	Adjusted Total Allotments	1st Quarter Ending March 31	2nd Quarter Ending June 30	3rd Quarter Ending Sept. 30
1	2	3	4	5=(3+4)	6	7	8	9	10=[{6+(-)7}- 8+9]	11	12	13
I. Agency Specific Budget	0	0	0	0	0	0	0	0	0	0	0	0
Specific Budgets of National Government Agencies	01101101	100496000	86334658.97	186830659	100496000	0	0	86334658.97	186830659	16443552.28	75623004.05	43024808.93
Personnel Services	0	26962000	4853599.85	31815599.85	26962000	1525000	0	3328599.85	31815599.85	7046588.52	7580313.16	5831215.93
Salaries and Wages	5010100000	20538000	0	20538000	20538000	0	0	0	20538000	6462088.52	5041779.08	5250446.73
Salaries and Wages - Regular	5010101000	20538000	0	20538000	20538000	0	0	0	20538000	6462088.52	5041779.08	5250446.73
Basic Salary - Civilian	5010101001	20538000	0	20538000	20538000	0	0	0	20538000	6462088.52	5041779.08	5250446.73
Other Compensation	5010200000	6113000	4853599.85	10966599.85	6113000	1525000	0	3328599.85	10966599.85	514000	2460000	503818.18
Personal Economic Relief Allowance (PERA)	5010201000	1080000	0	1080000	1080000	0	0	0	1080000	280000	290000	288000
PERA - Civilian	5010201001	1080000	0	1080000	1080000	0	0	0	1080000	280000	290000	288000
Representation Allowance (RA)	5010202000	468000	0	468000	468000	0	0	0	468000	117000	117000	107909.09
Representation Allowance (RA)	5010202000	468000	0	468000	468000	0	0	0	468000	117000	117000	107909.09
Transportation Allowance (TA)	5010203000	468000	0	468000	468000	0	0	0	468000	117000	117000	107909.09
Transportation Allowance (TA)	5010203001	468000	0	468000	468000	0	0	0	468000	117000	117000	107909.09
Clothing/Uniform Allowance	5010204000	225000	0	225000	225000	0	0	0	225000	0	225000	0
Clothing/Uniform Allowance - Civilian	5010204001	225000	0	225000	225000	0	0	0	225000	0	225000	0
Year End Bonus	5010214000	1711000	0	1711000	1711000	0	0	0	1711000	0	0	0
Bonus - Civilian	5010214001	1711000	0	1711000	1711000	0	0	0	1711000	0	0	0
Cash Gift	5010215000	225000	0	225000	225000	0	0	0	225000	0	0	0
Cash Gift - Civilian	5010215001	225000	0	225000	225000	0	0	0	225000	0	0	0
Other Bonuses and Allowances	5010299000	1936000	4853599.85	6789599.85	1936000	1525000	0	3328599.85	6789599.85	0	1711000	0
Collective Negotiation Agreement Incentive - Civilian	5010299011	0	2299000	2299000	0	1525000	0	774000	2299000	0	0	0
Productivity Enhancement Incentive - Civilian	5010299012	225000	0	225000	225000	0	0	0	225000	0	0	0
Peformance Based Bonus - Civilian	5010299014	0	2554599.85	2554599.85	0	0	0	2554599.85	2554599.85	0	0	0
Mid-Year Bonus - Civilian	5010299036	1711000	0	1711000	1711000	0	0	0	1711000	0	1711000	0
Personnel Benefit Contributions	5010300000	260000	0	260000	260000	0	0	0	260000	70500	78534.08	76951.02
Pag-IBIG Contributions	5010302000	54000	0	54000	54000	0	0	0	54000	11500	12909.04	20572.92
Pag-IBIG - Civilian	5010302001	54000	0	54000	54000	0	0	0	54000	11500	12909.04	20572.92
PhilHealth Contributions	5010303000	152000	0	152000	152000	0	0	0	152000	45400	54525.04	43978.1
PhilHealth - Civilian	5010303001	152000	0	152000	152000	0	0	0	152000	45400	54525.04	43978.1


Employees Compensation Insurance												
Premiums (ECIP)	5010304000	54000	0	54000	54000	0	0	0	54000	13600	11100	12400
ECIP - Civilian	5010304001	54000	0	54000	54000	0	0	0	54000	13600	11100	12400
Other Personnel Benefits	5010400000	51000	0	51000	51000	0	0	0	51000	0	0	0
Other Personnel Benefits	5010499000	51000	0	51000	51000	0	0	0	51000	0	0	0
Lump-sum for Step Increments - Length of Service	5010499010	51000	0	51000	51000	0	0	0	51000	0	0	0
Maintenance and Other Operating Expenses	0	73534000	81481059.12	155015059.1	73534000	-1525000	0	83006059.12	155015059.1	9396963.76	68042690.89	37193593
Traveling Expenses	5020100000	2389000	0	2389000	2389000	0	0	0	2389000	361853.62	695569.79	507716.23
Traveling Expenses - Local	5020101000	2389000	0	2389000	2389000	0	0	0	2389000	361853.62	695569.79	507716.23
Traveling Expenses - Local	5020101000	2389000	0	2389000	2389000	0	0	0	2389000	361853.62	695569.79	507716.23
Training and Scholarship Expenses	5020200000	61329000	83006059.12	144335059.1	61329000	0	0	83006059.12	144335059.1	7983190	65719219.5	35543998.77
Training Expenses	5020201000	13362000	36372543.01	49734543.01	13362000	0	0	36372543.01	49734543.01	73190	5658000	8914702.16
Training Expenses	5020201002	13362000	36372543.01	49734543.01	13362000	0	0	36372543.01	49734543.01	73190	5658000	8914702.16
Scholarship Grants/Expenses	5020202000	47967000	46633516.11	94600516.11	47967000	0	0	46633516.11	94600516.11	7910000	60061219.5	26629296.61
Scholarship Grants/Expenses	5020202000	47967000	46633516.11	94600516.11	47967000	0	0	46633516.11	94600516.11	7910000	60061219.5	26629296.61
Supplies and Materials Expenses	5020300000	2243000	-700000	1543000	2243000	-700000	0	0	1543000	57194	439468.17	393663.63
Office Supplies Expenses	5020301000	1650000	-700000	950000	1650000	-700000	0	0	950000	46500	315947.51	292408.6
Office Supplies Expenses	5020301002	1650000	-700000	950000	1650000	-700000	0	0	950000	46500	315947.51	292408.6
Accountable Forms Expenses	5020302000	37000	0	37000	37000	0	0	0	37000	6800	11800	9400
Accountable Forms Expenses	5020302000	37000	0	37000	37000	0	0	0	37000	6800	11800	9400
Medical, Dental and Laboratory Supplies Expenses	5020308000	350000	0	350000	350000	0	0	0	350000	0	74754	0
Medical, Dental and Laboratory Supplies Expenses	5020308000	350000	0	350000	350000	0	0	0	350000	0	74754	0
Fuel, Oil and Lubricants Expenses	5020309000	187000	0	187000	187000	0	0	0	187000	0	30760.66	91855.03
Fuel, Oil and Lubricants Expenses	5020309000	187000	0	187000	187000	0	0	0	187000	0	30760.66	91855.03
Other Supplies and Materials Expenses	5020399000	19000	0	19000	19000	0	0	0	19000	3894	6206	0
Other Supplies and Materials Expenses	5020399000	19000	0	19000	19000	0	0	0	19000	3894	6206	0
Utility Expenses	5020400000	2014000	-700000	1314000	2014000	-700000	0	0	1314000	51134.37	155859.92	156192.32
Water Expenses	5020401000	545000	-200000	345000	545000	-200000	0	0	345000	9730	38962	52983.95
Water Expenses	5020401000	545000	-200000	345000	545000	-200000	0	0	345000	9730	38962	52983.95
Electricity Expenses	5020402000	1469000	-500000	969000	1469000	-500000	0	0	969000	41404.37	116897.92	103208.37
Electricity Expenses	5020402000	1469000	-500000	969000	1469000	-500000	0	0	969000	41404.37	116897.92	103208.37
Communication Expenses	5020500000	767000	-125000	642000	767000	-125000	0	0	642000	37059.29	26283.58	0
Telephone Expenses	5020502000	767000	-125000	642000	767000	-125000	0	0	642000	37059.29	26283.58	0
Landline	5020502002	767000	-125000	642000	767000	-125000	0	0	642000	37059.29	26283.58	0
Confidential, Intelligence and Extraordinary Expenses	5021000000	88000	0	88000	88000	0	0	0	88000	27500.01	27500.01	27500.01
Extraordinary and Miscellaneous Expenses	5021003000	88000	0	88000	88000	0	0	0	88000	27500.01	27500.01	27500.01
Extraordinary and Miscellaneous Expenses	5021003000	88000	0	88000	88000	0	0	0	88000	27500.01	27500.01	27500.01
Professional Services	5021100000	770000	0	770000	770000	0	0	0	770000	167929.38	150417.9	90206.25
Other Professional Services	5021199000	770000	0	770000	770000	0	0	0	770000	167929.38	150417.9	90206.25
Other Professional Services	5021199000	770000	0	770000	770000	0	0	0	770000	167929.38	150417.9	90206.25
General Services	5021200000	455000	0	455000	455000	0	0	0	455000	161563.72	142911.97	74940.79
Other General Services	5021299000	455000	0	455000	455000	0	0	0	455000	161563.72	142911.97	74940.79
Other General Services	5021299099	455000	0	455000	455000	0	0	0	455000	161563.72	142911.97	74940.79
Repairs and Maintenance	5021300000	703000	0	703000	703000	0	0	0	703000	200218.35	379362.01	0

Repairs and Maintenance - Buildings and Other Structures	5021304000	26000	0	26000	26000	0	0	0	26000	0	0	0
Buildings	5021304001	26000	0	26000	26000	0	0	0	26000	0	0	0
Repairs and Maintenance - Machinery and Equipment	5021305000	656000	0	656000	656000	0	0	0	656000	200218.35	379362.01	0
Office Equipment	5021305002	656000	0	656000	656000	0	0	0	656000	200218.35	379362.01	0
Repairs and Maintenance - Transportation Equipment	5021306000	21000	0	21000	21000	0	0	0	21000	0	0	0
Motor Vehicles	5021306001	21000	0	21000	21000	0	0	0	21000	0	0	0
Taxes, Insurance Premiums and Other Fees	5021500000	95000	0	95000	95000	0	0	0	95000	25875	0	15375
Fidelity Bond Premiums	5021502000	95000	0	95000	95000	0	0	0	95000	25875	0	15375
Fidelity Bond Premiums	5021502000	95000	0	95000	95000	0	0	0	95000	25875	0	15375
Other Maintenance and Operating Expenses	5029900000	2681000	0	2681000	2681000	0	0	0	2681000	323446.02	306098.04	384000
Advertising Expenses	5029901000	130000	0	130000	130000	0	0	0	130000	0	25000	0
Advertising Expenses	5029901000	130000	0	130000	130000	0	0	0	130000	0	25000	0
Printing and Publication Expenses	5029902000	50000	0	50000	50000	0	0	0	50000	41648	0	0
Printing and Publication Expenses	5029902000	50000	0	50000	50000	0	0	0	50000	41648	0	0
Representation Expenses	5029903000	66000	0	66000	66000	0	0	0	66000	0	0	0
Representation Expenses	5029903000	66000	0	66000	66000	0	0	0	66000	0	0	0
Transportation and Delivery Expenses	5029904000	22000	0	22000	22000	0	0	0	22000	0	0	0
Transportation and Delivery Expenses	5029904000	22000	0	22000	22000	0	0	0	22000	0	0	0
Rent/Lease Expenses	5029905000	2400000	0	2400000	2400000	0	0	0	2400000	281098.02	281098.04	384000
Rents - Building and Structures	5029905001	2400000	0	2400000	2400000	0	0	0	2400000	281098.02	281098.04	384000
Membership Dues and Contributions to Organizations	5029906000	6000	0	6000	6000	0	0	0	6000	0	0	0
Membership Dues and Contributions to Organizations	5029906000	6000	0	6000	6000	0	0	0	6000	0	0	0
Subscription Expenses	5029907000	7000	0	7000	7000	0	0	0	7000	700	0	0
Other Subscription Expenses	5029907099	7000	0	7000	7000	0	0	0	7000	700	0	0
Miscellaneous Personnel Benefits Fund	01101406	0	8199226	8199226	8199226	0	0	0	8199226	0	3853767	1314132.04
Personnel Services	0	0	8199226	8199226	8199226	0	0	0	8199226	0	3853767	1314132.04
Salaries and Wages	5010100000	0	6061308	6061308	6061308	0	0	0	6061308	0	2855808	1085207.04
Salaries and Wages - Regular	5010101000	0	6061308	6061308	6061308	0	0	0	6061308	0	2855808	1085207.04
Basic Salary - Civilian	5010101001	0	6061308	6061308	6061308	0	0	0	6061308	0	2855808	1085207.04
Other Compensation	5010200000	0	2057218	2057218	2057218	0	0	0	2057218	0	962109	211000
Personal Economic Relief Allowance (PERA)	5010201000	0	312000	312000	312000	0	0	0	312000	0	132000	66000
PERA - Civilian	5010201001	0	312000	312000	312000	0	0	0	312000	0	132000	66000
Representation Allowance (RA)	5010202000	0	270000	270000	270000	0	0	0	270000	0	135000	67500
Representation Allowance (RA)	5010202000	0	270000	270000	270000	0	0	0	270000	0	135000	67500
Transportation Allowance (TA)	5010203000	0	270000	270000	270000	0	0	0	270000	0	135000	67500
Transportation Allowance (TA)	5010203001	0	270000	270000	270000	0	0	0	270000	0	135000	67500
Clothing/Uniform Allowance	5010204000	0	65000	65000	65000	0	0	0	65000	0	55000	10000
Clothing/Uniform Allowance - Civilian	5010204001	0	65000	65000	65000	0	0	0	65000	0	55000	10000
Year End Bonus	5010214000	0	505109	505109	505109	0	0	0	505109	0	0	0
Bonus - Civilian	5010214001	0	505109	505109	505109	0	0	0	505109	0	0	0
Cash Gift	5010215000	0	65000	65000	65000	0	0	0	65000	0	0	0
Cash Gift - Civilian	5010215001	0	65000	65000	65000	0	0	0	65000	0	0	0


Other Bonuses and Allowances	5010299000	0	570109	570109	570109	0	0	0	570109	0	505109	0
Productivity Enhancement Incentive - Civilian	5010299012	0	65000	65000	65000	0	0	0	65000	0	0	0
Mid-Year Bonus - Civilian	5010299036	0	505109	505109	505109	0	0	0	505109	0	505109	0
Personnel Benefit Contributions	5010300000	0	80700	80700	80700	0	0	0	80700	0	35850	17925
Pag-IBIG Contributions	5010302000	0	15600	15600	15600	0	0	0	15600	0	6600	3300
Pag-IBIG - Civilian	5010302001	0	15600	15600	15600	0	0	0	15600	0	6600	3300
PhilHealth Contributions	5010303000	0	49500	49500	49500	0	0	0	49500	0	22650	11325
PhilHealth - Civilian	5010303001	0	49500	49500	49500	0	0	0	49500	0	22650	11325
Employees Compensation Insurance Premiums (ECIP)	5010304000	0	15600	15600	15600	0	0	0	15600	0	6600	3300
ECIP - Civilian	5010304001	0	15600	15600	15600	0	0	0	15600	0	6600	3300
 	0	0	0	0	0	0	0	0	0	0	0	0
II. Automatic Appropriations	0	0	0	0	0	0	0	0	0	0	0	0
Retirement and Life Insurance Premiums	01104102	2465000	685393	3150393	3150393	0	0	0	3150393	598869.95	813516.22	675982.48
Personnel Services	0	2465000	685393	3150393	3150393	0	0	0	3150393	598869.95	813516.22	675982.48
Personnel Benefit Contributions	5010300000	2465000	685393	3150393	3150393	0	0	0	3150393	598869.95	813516.22	675982.48
Retirement and Life Insurance Premiums	5010301000	2465000	685393	3150393	3150393	0	0	0	3150393	598869.95	813516.22	675982.48
Retirement and Life Insurance Premiums	5010301000	2465000	685393	3150393	3150393	0	0	0	3150393	598869.95	813516.22	675982.48
 	0	0	0	0	0	0	0	0	0	0	0	0
III. Special Purpose Fund	0	0	0	0	0	0	0	0	0	0	0	0
Contingent Fund	01101402	0	20000000	20000000	20000000	0	0	0	20000000	0	0	0
Property, Plant and Equipment	0	0	20000000	20000000	20000000	0	0	0	20000000	0	0	0
Buildings and Other Structures	1060400000	0	20000000	20000000	20000000	0	0	0	20000000	0	0	0
School Buildings	1060402000	0	20000000	20000000	20000000	0	0	0	20000000	0	0	0
School Buildings	1060402000	0	20000000	20000000	20000000	0	0	0	20000000	0	0	0
Pension and Gratuity Fund	01101407	0	3683587	3683587	3683587	0	0	0	3683587	0	1275897	470142
Personnel Services	0	0	3683587	3683587	3683587	0	0	0	3683587	0	1275897	470142
Other Personnel Benefits	5010400000	0	3683587	3683587	3683587	0	0	0	3683587	0	1275897	470142
Terminal Leave Benefits	5010403000	0	3683587	3683587	3683587	0	0	0	3683587	0	1275897	470142
Terminal Leave Benefits - Civilian	5010403001	0	3683587	3683587	3683587	0	0	0	3683587	0	1275897	470142
 	0	0	0	0	0	0	0	0	0	0	0	0
GRAND TOTAL	0	0	0	0	0	0	0	0	0	0	0	0
Grand Total	0	102961000	118902865	221863865	135529206	0	0	86334658.97	221863865	17042422.23	81566184.27	45485065.45

This report was generated using the Unified Reporting System on 01/03/2018 14:47


Prepared by:


 JUDITH ANNE A. BUHAT
 Budget Officer
 Date: 22/January/2018

Certified Correct:


 VANESSA JANE D. ACEVEDA
 OIC-FASD Chief
 Date: 22/January/2018

Approved by:


 CARLOS C. FLORES, CESO IV
 Regional Director
 Date: 22/January/2018

BY OBJECT OF EXPENDITURES

Positions	Current Year Disbursements						Balances				
	4th Quarter Ending Dec. 31	Total	1st Quarter Ending March 31	2nd Quarter Ending June 30	3rd Quarter Ending Sept. 30	4th Quarter Ending Dec. 31	Total	Unreleased Appropriations	Unobligated Allotment	Unpaid Obligations (15-20) = (23+24)	
	14	15=(11+12+13+14)	16	17	18	19	20=(16+17+18+19)	21=(5-10)	22=(10-15)	23 Due and Demandable	24 Not Yet Due and Demandable
	0	0	0	0	0	0	0	0	0	0	0
51739293.71	186830659	16443552.28	75623004.05	43024808.93	51739293.71	186830659	0	0	0	0	0
11357482.24	31815599.85	7046588.52	7580313.16	5831215.93	11357482.24	31815599.85	0	0	0	0	0
3783685.67	20538000	6462088.52	5041779.08	5250446.73	3783685.67	20538000	0	0	0	0	0
3783685.67	20538000	6462088.52	5041779.08	5250446.73	3783685.67	20538000	0	0	0	0	0
3783685.67	20538000	6462088.52	5041779.08	5250446.73	3783685.67	20538000	0	0	0	0	0
7488781.67	10966599.85	514000	2460000	503818.18	7488781.67	10966599.85	0	0	0	0	0
222000	1080000	280000	290000	288000	222000	1080000	0	0	0	0	0
222000	1080000	280000	290000	288000	222000	1080000	0	0	0	0	0
126090.91	468000	117000	117000	107909.09	126090.91	468000	0	0	0	0	0
126090.91	468000	117000	117000	107909.09	126090.91	468000	0	0	0	0	0
126090.91	468000	117000	117000	107909.09	126090.91	468000	0	0	0	0	0
126090.91	468000	117000	117000	107909.09	126090.91	468000	0	0	0	0	0
0	225000	0	225000	0	0	225000	0	0	0	0	0
0	225000	0	225000	0	0	225000	0	0	0	0	0
1711000	1711000	0	0	0	1711000	1711000	0	0	0	0	0
1711000	1711000	0	0	0	1711000	1711000	0	0	0	0	0
225000	225000	0	0	0	225000	225000	0	0	0	0	0
225000	225000	0	0	0	225000	225000	0	0	0	0	0
5078599.85	6789599.85	0	1711000	0	5078599.85	6789599.85	0	0	0	0	0
2299000	2299000	0	0	0	2299000	2299000	0	0	0	0	0
225000	225000	0	0	0	225000	225000	0	0	0	0	0
2554599.85	2554599.85	0	0	0	2554599.85	2554599.85	0	0	0	0	0
0	1711000	0	1711000	0	0	1711000	0	0	0	0	0
34014.9	260000	70500	78534.08	76951.02	34014.9	260000	0	0	0	0	0
9018.04	54000	11500	12909.04	20572.92	9018.04	54000	0	0	0	0	0
9018.04	54000	11500	12909.04	20572.92	9018.04	54000	0	0	0	0	0
8096.86	152000	45400	54525.04	43978.1	8096.86	152000	0	0	0	0	0
8096.86	152000	45400	54525.04	43978.1	8096.86	152000	0	0	0	0	0

16900	54000	13600	11100	12400	16900	54000	0	0	0	0
16900	54000	13600	11100	12400	16900	54000	0	0	0	0
51000	51000	0	0	0	51000	51000	0	0	0	0
51000	51000	0	0	0	51000	51000	0	0	0	0
51000	51000	0	0	0	51000	51000	0	0	0	0
40381811.47	155015059.1	9396963.76	68042690.89	37193593	40381811.47	155015059.1	0	0	0	0
823860.36	2389000	361853.62	695569.79	507716.23	823860.36	2389000	0	0	0	0
823860.36	2389000	361853.62	695569.79	507716.23	823860.36	2389000	0	0	0	0
823860.36	2389000	361853.62	695569.79	507716.23	823860.36	2389000	0	0	0	0
35088650.85	144335059.1	7983190	65719219.5	35543998.77	35088650.85	144335059.1	0	0	0	0
35088650.85	49734543.01	73190	5658000	8914702.16	35088650.85	49734543.01	0	0	0	0
35088650.85	49734543.01	73190	5658000	8914702.16	35088650.85	49734543.01	0	0	0	0
0	94600516.11	7910000	60061219.5	26629296.61	0	94600516.11	0	0	0	0
0	94600516.11	7910000	60061219.5	26629296.61	0	94600516.11	0	0	0	0
652674.2	1543000	57194	439468.17	393663.63	652674.2	1543000	0	0	0	0
295143.89	950000	46500	315947.51	292408.6	295143.89	950000	0	0	0	0
295143.89	950000	46500	315947.51	292408.6	295143.89	950000	0	0	0	0
9000	37000	6800	11800	9400	9000	37000	0	0	0	0
9000	37000	6800	11800	9400	9000	37000	0	0	0	0
275246	350000	0	74754	0	275246	350000	0	0	0	0
275246	350000	0	74754	0	275246	350000	0	0	0	0
64384.31	187000	0	30760.66	91855.03	64384.31	187000	0	0	0	0
64384.31	187000	0	30760.66	91855.03	64384.31	187000	0	0	0	0
8900	19000	3894	6206	0	8900	19000	0	0	0	0
8900	19000	3894	6206	0	8900	19000	0	0	0	0
950813.39	1314000	51134.37	155859.92	156192.32	950813.39	1314000	0	0	0	0
243324.05	345000	9730	38962	52983.95	243324.05	345000	0	0	0	0
243324.05	345000	9730	38962	52983.95	243324.05	345000	0	0	0	0
707489.34	969000	41404.37	116897.92	103208.37	707489.34	969000	0	0	0	0
707489.34	969000	41404.37	116897.92	103208.37	707489.34	969000	0	0	0	0
578657.13	642000	37059.29	26283.58	0	578657.13	642000	0	0	0	0
578657.13	642000	37059.29	26283.58	0	578657.13	642000	0	0	0	0
578657.13	642000	37059.29	26283.58	0	578657.13	642000	0	0	0	0
5499.97	88000	27500.01	27500.01	27500.01	5499.97	88000	0	0	0	0
5499.97	88000	27500.01	27500.01	27500.01	5499.97	88000	0	0	0	0
5499.97	88000	27500.01	27500.01	27500.01	5499.97	88000	0	0	0	0
361446.47	770000	167929.38	150417.9	90206.25	361446.47	770000	0	0	0	0
361446.47	770000	167929.38	150417.9	90206.25	361446.47	770000	0	0	0	0
361446.47	770000	167929.38	150417.9	90206.25	361446.47	770000	0	0	0	0
75583.52	455000	161563.72	142911.97	74940.79	75583.52	455000	0	0	0	0
75583.52	455000	161563.72	142911.97	74940.79	75583.52	455000	0	0	0	0
75583.52	455000	161563.72	142911.97	74940.79	75583.52	455000	0	0	0	0
123419.64	703000	200218.35	379362.01	0	123419.64	703000	0	0	0	0

26000	26000	0	0	0	26000	26000	0	0	0	0
26000	26000	0	0	0	26000	26000	0	0	0	0
76419.64	656000	200218.35	379362.01	0	76419.64	656000	0	0	0	0
76419.64	656000	200218.35	379362.01	0	76419.64	656000	0	0	0	0
21000	21000	0	0	0	21000	21000	0	0	0	0
21000	21000	0	0	0	21000	21000	0	0	0	0
53750	95000	25875	0	15375	53750	95000	0	0	0	0
53750	95000	25875	0	15375	53750	95000	0	0	0	0
53750	95000	25875	0	15375	53750	95000	0	0	0	0
1667455.94	2681000	323446.02	306098.04	384000	1667455.94	2681000	0	0	0	0
105000	130000	0	25000	0	105000	130000	0	0	0	0
105000	130000	0	25000	0	105000	130000	0	0	0	0
8352	50000	41648	0	0	8352	50000	0	0	0	0
8352	50000	41648	0	0	8352	50000	0	0	0	0
66000	66000	0	0	0	66000	66000	0	0	0	0
66000	66000	0	0	0	66000	66000	0	0	0	0
22000	22000	0	0	0	22000	22000	0	0	0	0
22000	22000	0	0	0	22000	22000	0	0	0	0
1453803.94	2400000	281098.02	281098.04	384000	1453803.94	2400000	0	0	0	0
1453803.94	2400000	281098.02	281098.04	384000	1453803.94	2400000	0	0	0	0
6000	6000	0	0	0	6000	6000	0	0	0	0
6000	6000	0	0	0	6000	6000	0	0	0	0
6300	7000	700	0	0	6300	7000	0	0	0	0
6300	7000	700	0	0	6300	7000	0	0	0	0
3031326.96	8199226	0	3853767	1314132.04	3031326.96	8199226	0	0	0	0
3031326.96	8199226	0	3853767	1314132.04	3031326.96	8199226	0	0	0	0
2120292.96	6061308	0	2855808	1085207.04	2120292.96	6061308	0	0	0	0
2120292.96	6061308	0	2855808	1085207.04	2120292.96	6061308	0	0	0	0
2120292.96	6061308	0	2855808	1085207.04	2120292.96	6061308	0	0	0	0
884109	2057218	0	962109	211000	884109	2057218	0	0	0	0
114000	312000	0	132000	66000	114000	312000	0	0	0	0
114000	312000	0	132000	66000	114000	312000	0	0	0	0
67500	270000	0	135000	67500	67500	270000	0	0	0	0
67500	270000	0	135000	67500	67500	270000	0	0	0	0
67500	270000	0	135000	67500	67500	270000	0	0	0	0
67500	270000	0	135000	67500	67500	270000	0	0	0	0
0	65000	0	55000	10000	0	65000	0	0	0	0
0	65000	0	55000	10000	0	65000	0	0	0	0
505109	505109	0	0	0	505109	505109	0	0	0	0
505109	505109	0	0	0	505109	505109	0	0	0	0
65000	65000	0	0	0	65000	65000	0	0	0	0
65000	65000	0	0	0	65000	65000	0	0	0	0

65000	570109	0	505109	0	65000	570109	0	0	0	0
65000	65000	0	0	0	65000	65000	0	0	0	0
0	505109	0	505109	0	0	505109	0	0	0	0
26925	80700	0	35850	17925	26925	80700	0	0	0	0
5700	15600	0	6600	3300	5700	15600	0	0	0	0
5700	15600	0	6600	3300	5700	15600	0	0	0	0
15525	49500	0	22650	11325	15525	49500	0	0	0	0
15525	49500	0	22650	11325	15525	49500	0	0	0	0
5700	15600	0	6600	3300	5700	15600	0	0	0	0
5700	15600	0	6600	3300	5700	15600	0	0	0	0
0	0	0	0	0	0	0	0	0	0	0
0	0	0	0	0	0	0	0	0	0	0
1062024.35	3150393	598869.95	813516.22	675982.48	1062024.35	3150393	0	0	0	0
1062024.35	3150393	598869.95	813516.22	675982.48	1062024.35	3150393	0	0	0	0
1062024.35	3150393	598869.95	813516.22	675982.48	1062024.35	3150393	0	0	0	0
1062024.35	3150393	598869.95	813516.22	675982.48	1062024.35	3150393	0	0	0	0
1062024.35	3150393	598869.95	813516.22	675982.48	1062024.35	3150393	0	0	0	0
0	0	0	0	0	0	0	0	0	0	0
0	0	0	0	0	0	0	0	0	0	0
0	0	0	0	0	0	0	0	20000000	0	0
0	0	0	0	0	0	0	0	20000000	0	0
0	0	0	0	0	0	0	0	20000000	0	0
0	0	0	0	0	0	0	0	20000000	0	0
0	0	0	0	0	0	0	0	20000000	0	0
1937548	3683587	0	1275897	470142	1937548	3683587	0	0	0	0
1937548	3683587	0	1275897	470142	1937548	3683587	0	0	0	0
1937548	3683587	0	1275897	470142	1937548	3683587	0	0	0	0
1937548	3683587	0	1275897	470142	1937548	3683587	0	0	0	0
1937548	3683587	0	1275897	470142	1937548	3683587	0	0	0	0
0	0	0	0	0	0	0	0	0	0	0
0	0	0	0	0	0	0	0	0	0	0
57770193.02	201863865	17042422.23	81566184.27	45485065.45	57770193.02	201863865	0	20000000	0	0